


Name: _____




Nature Bingo

While you're exploring outdoors see if you can spot any of these.

Frog	Stream	Bird	Fish	Deer
Water Plants	Tree Stumps	Beaver Sticks	Beaver Chips	Duck
Butterfly	Leaf	FREE SPACE	Crayfish	Insect
Beaver Lodge	Rock	Flower	Mud	Moss
Tree	Shrub	Pond	Beaver Dam	Beaver

Name: _____




Coloring Page

Be creative and add your own pictures to Bronson's walls and computer screens.



Name: _____

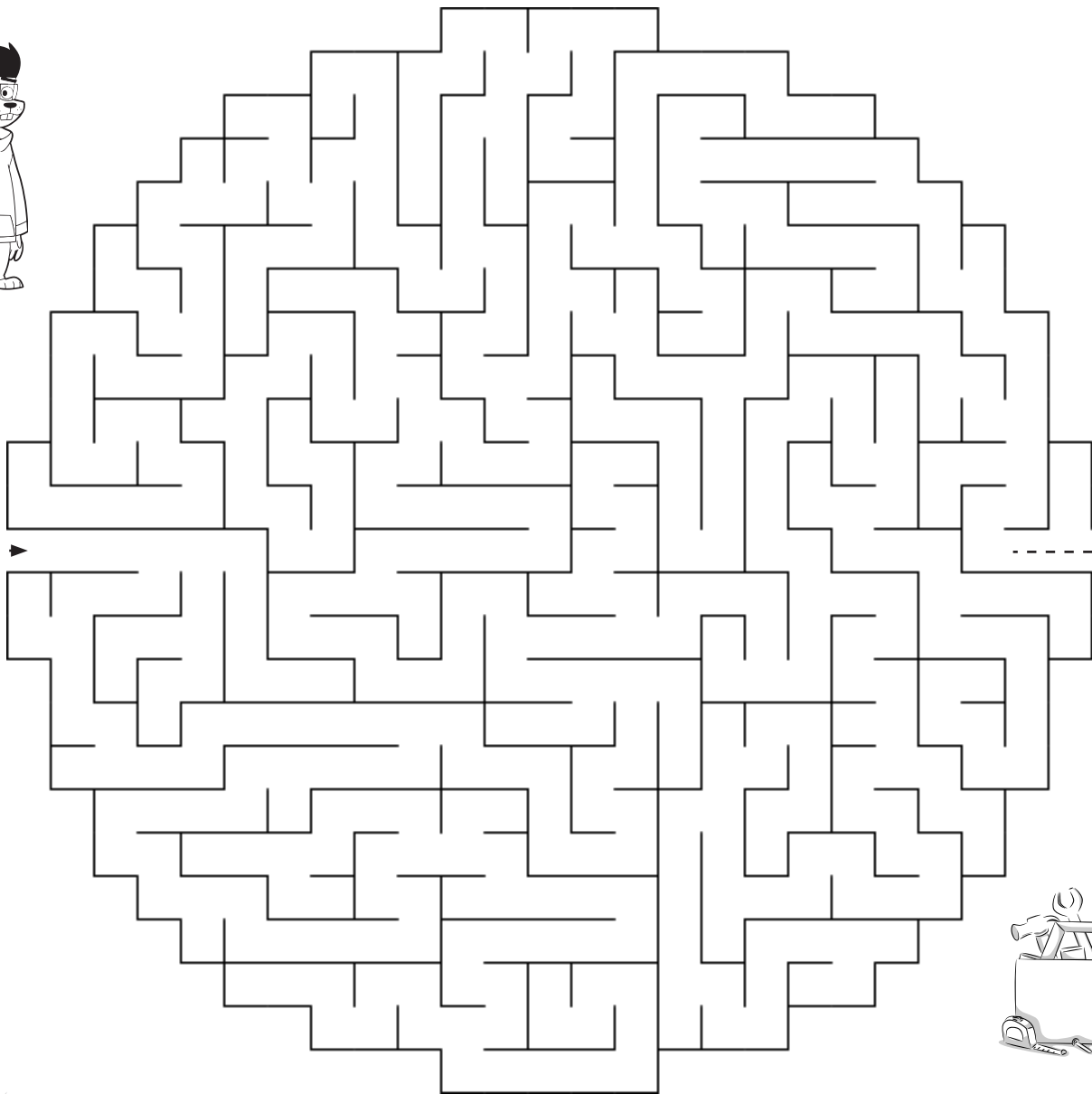


Toolbox Maze


Help Bronson get back to his toolbox on the other side of the forest.




Start



End




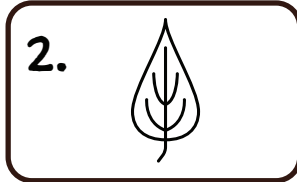





Name: _____

Leaf Menu Match

Bronson's favorite trees to eat from all have their own unique leaf shape.
Draw a line to match each tree name to its correct leaf shape.



A. Alder

B. Aspen

C. Birch


D. Beech

E. Maple

F. Poplar

G. Willow

Name: _____




Coloring Page

Help Bronson give the Beaver Valley Lodge welcome sign a fresh coat of paint.
Be creative using colored pencils, crayons, markers, or paint.



Name: _____



Word Search

Find the words in the puzzle. Words can go up and down, across and diagonal.

Y E P I N S E C T G A L F S U
L A I J R A M A K I O M H D W
S S S V J D B U T T E R F L Y
V H G T J C I F O H E X P K J
P R X W I C R V L C T F O F G
L U F A Z C V A B I R D N H B
A B A T E A K I Y X L O D G E
N B O E Y C C F M F L B V R L
T P M R K Z X L L T I E G J D
S E U S T R E A M O R S A E A
R A D C L B D E E R W E H F M
O M O S S L L Q T C F E E G G
C T D U C K Q J P S J I R M X
K Z H H N W B E A V E R S T F
G L W C M N E F R O G B X H E

BUTTERFLY

INSECT

LODGE

DEER

FISH

POND

CRAYFISH

STREAM

TREE

FROG

MOSS

MUD

PLANTS

BEAVER

WATER

LEAF

SHRUB

DAM

FLOWER


STICK

DUCK

BIRD

ROCK


Name: _____



Coloring Page

Be creative and add your own background scenery where this is taking place.

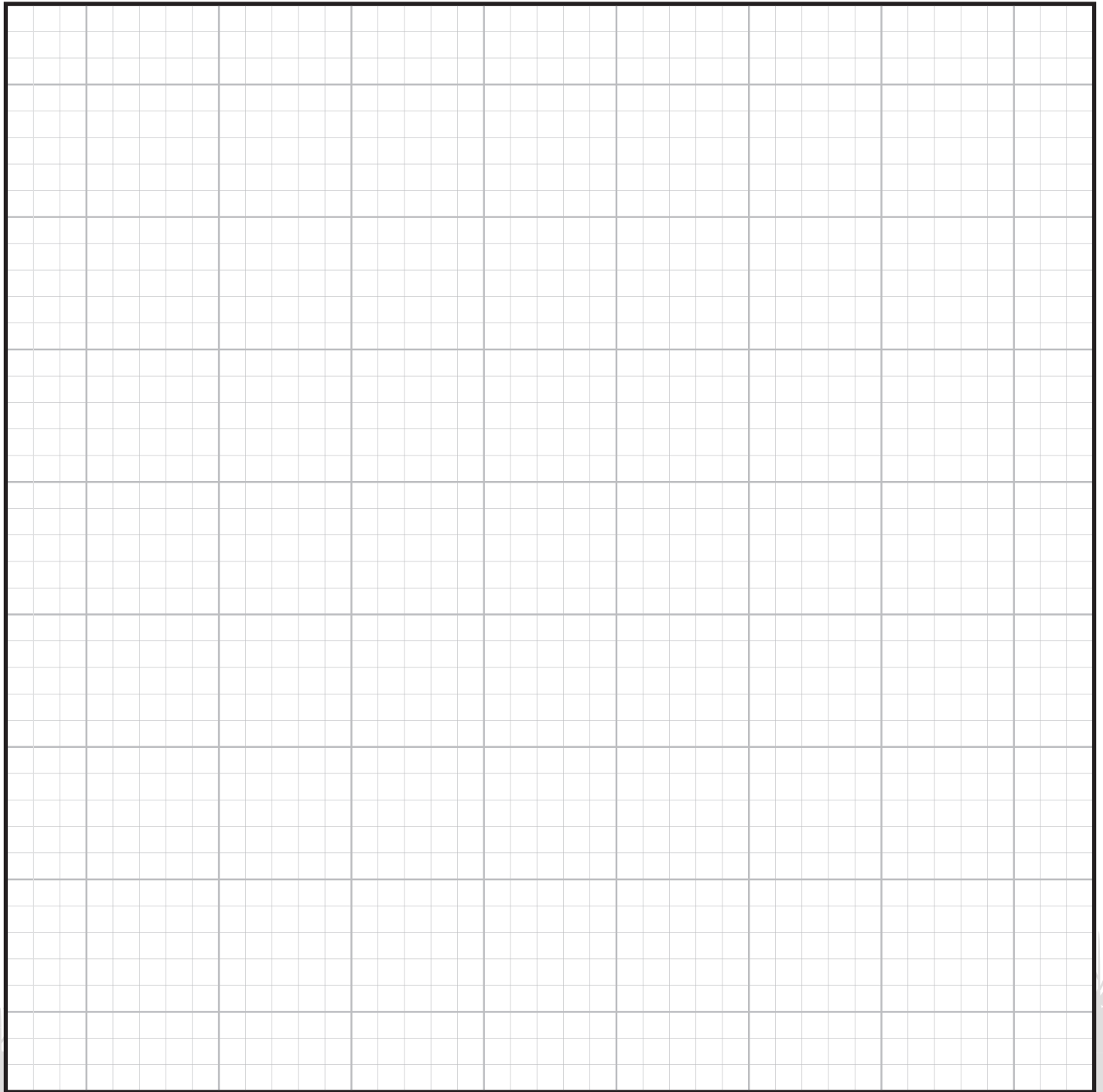




Name: _____

Design a Robot

Be inventive and draw your own robot design on the drafting page below.



Name: _____



NATIONAL PARK: BEAVER HABITAT ADVENTURE

While you're exploring the park see if you can spot any of these signs of beaver habitat.

- | | |
|-------------------------------------|------------------------------------|
| <input type="radio"/> Stream | <input type="radio"/> Insect |
| <input type="radio"/> Pond | <input type="radio"/> Beaver Lodge |
| <input type="radio"/> Lake | <input type="radio"/> Rock |
| <input type="radio"/> Bird | <input type="radio"/> Beaver Cache |
| <input type="radio"/> Fish | <input type="radio"/> Beaver Dam |
| <input type="radio"/> Deer | <input type="radio"/> Flower |
| <input type="radio"/> Water Plants | <input type="radio"/> Mud |
| <input type="radio"/> Tree Stumps | <input type="radio"/> Moss |
| <input type="radio"/> Frog | <input type="radio"/> Tree |
| <input type="radio"/> Beaver Sticks | <input type="radio"/> Shrub |
| <input type="radio"/> Beaver Chips | <input type="radio"/> Pond |
| <input type="radio"/> Duck | <input type="radio"/> Beaver |
| <input type="radio"/> Butterfly | <input type="radio"/> Elk |
| <input type="radio"/> Leaf | <input type="radio"/> Moose |
| <input type="radio"/> Crayfish | <input type="radio"/> Salamander |

Draw a picture of something you saw.

A large rectangular box for drawing. In the bottom right corner, there is a small icon of a pencil and a question mark.


Ask the visitor center or a ranger for the nearest beaver habitat location & directions:

Location:

Directions:



Name: _____

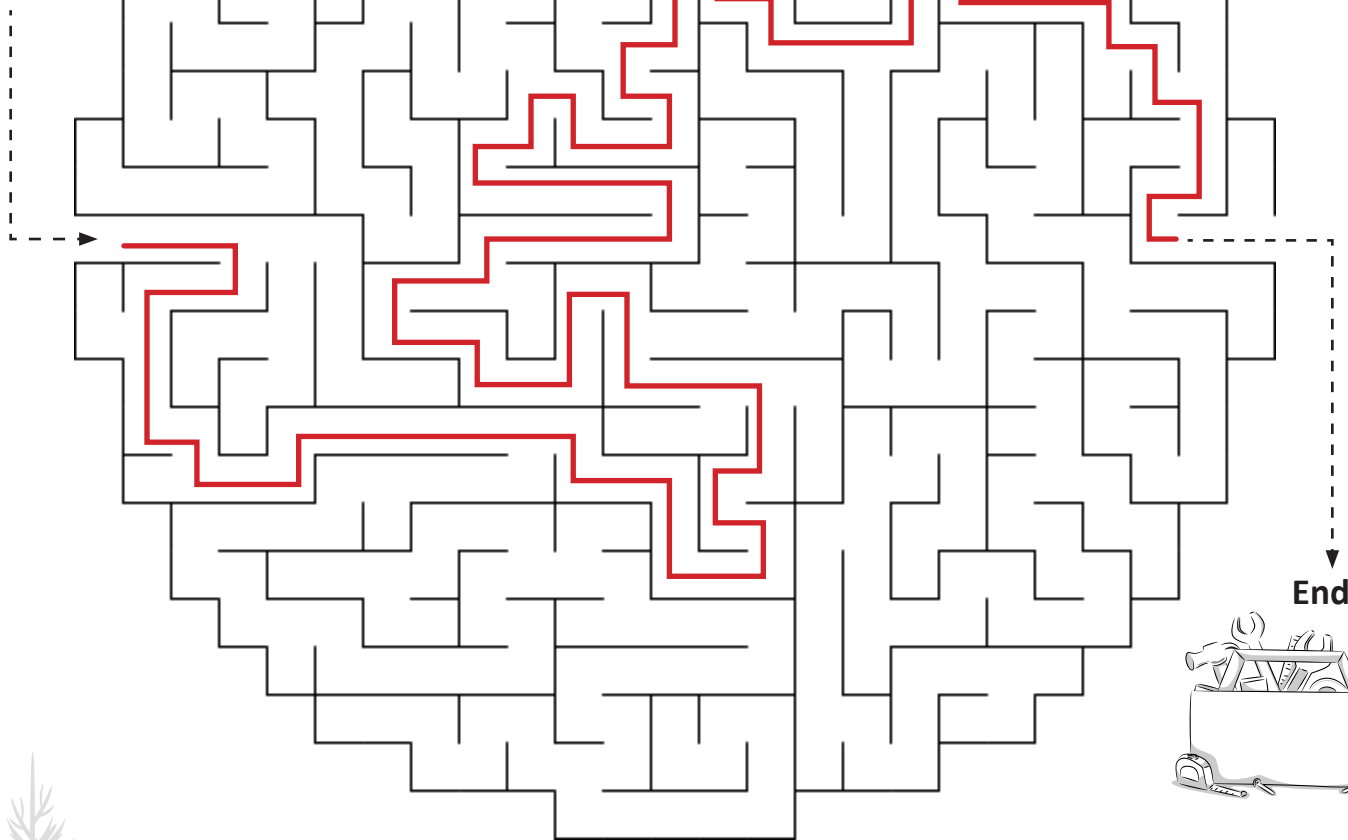


Toolbox Maze


Help Bronson get back to his toolbox on the other side of the forest.



Start



End



Name: _____



Word Search

Find the word in the puzzle. Words can go up and down, across and diagonal.

Y E P I N S E C T G A L F S U
L A I J R A M A K I O M H D W
S S S V J D B U T T E R F L Y
V H G T J C I F O H E X P K J
P R X W I C R V L C T F O F G
L U F A Z C V A B I R D N H B
A B A T E A K I Y X L O D G E
N B O E Y C C F M F L B V R L
T P M R K Z X L L T I E G J D
S E U S T R E A M O R S A E A
R A D C L B D E F R W E H F M
O M O S S L L Q T C F E E G G
C T D U C K Q J P S J I R M X
K Z H H N W B E A V E R S T F
G L W C M N E F R O G B X H E

BUTTERFLY

INSECT

LODGE

DEER

FISH

POND

CRAYFISH

STREAM

TREE

FROG

MOSS

MUD

PLANTS

BEAVER

WATER

LEAF

SHRUB

DAM

FLOWER


STICK

DUCK

BIRD



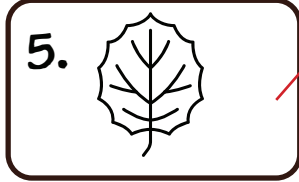


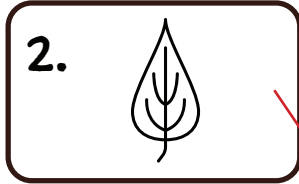

ROCK

Name: _____



Leaf Menu Match

Bronson's favorite trees to eat from all have their own unique leaf shape.
Draw a line to match each tree name to its correct leaf shape.



A. Alder

B. Aspen

C. Birch

D. Beech

E. Maple

F. Poplar

G. Willow

ANSWERS: 1C, 2F, 3D, 4G, 5B, 6E, 7A